

# JEROS

# Utensil Washer

FLEXIBLE SOLUTION FOR ALL NEEDS



Smarter Thinking - Smarter Solutions





### Hygiene

Due to increasing hygiene requirements and veterinary checks in the food industry, it is essential to ensure that companies are offered supreme quality cleaning equipment that meets all regulatory requirements, inside as well as outside the EU.

JEROS's technical department makes sure that it is aware of the most recent regulations, and ensures that all JEROS products meet these requirements.

Good hygiene cannot be checked visually and bacteriological tests are therefore required to measure these bacteriological levels. JEROS is the only manufacturer to have independent tests carried out by Eurofins Steins Laboratoire, a recognized World wide laboratory, to carry out hygiene checks on all the products.

Efficiency and optimum hygiene safety, including HACCP, form the base of the JEROS set of values.



## Unique

### JEROS Unique

JEROS Utensil washers are exceptional not only because of the outstanding washing results, but also because of the uniquely, designed lid that ensures optimum integrated working processes.

The lid design allows the machine to be loaded and emptied from three sides which means that the machine can be placed in a corner if space is limited.

*The design and the washing system allows flexible washing of all items without sorting, as different sized objects can be placed into the machine.*

*An integrated mixer tap ensures time-saving rinsing of hands or pre-rinsing if required when loading the machine.*

*Finger touch micro control enables simple operation as well as the possibility of customer-specific washing times and temperatures.*

*At the end of the work day, the flush hose makes it possible to reuse the wash water in the machine e.g. for cleaning the floor. Subsequently, the flush hose can be mounted on the mixer tap for clean water.*

The design also means that the machine takes up the same space no matter whether it is open or closed.

The lid design ensures an ergonomic working process thanks to the free working height for the user into the machine and direct placing of items in the machine.

The integrated mixer tap which can be re-

placed by a rinse shower head not only provides an additional washing place but also a time saving prerinse option.

The machine can be connected to table systems

placed each side of the washer, and the strong mesh base can be reversed allowing level entry into the machine from the side tables, which prevents lifting heavy objects.



### In General

#### Guaranteed hygiene

JEROS Utensil washers have end rinse pumps as standard. The pump provides a constantly high pressure through the rinse nozzles, which means that the machine rinses independently of mains water pressure levels. This ensures a constant water pressure and temperature of 85°C throughout the entire rinse cycle, which is necessary to guarantee efficient disinfection and ensure bacteria free items after the washing and rinsing process. A temperature block ensures that the rinse cycle does not start until the correct rinse temperature is reached.

#### An efficient partner

JEROS has more than 50 years knowhow and experience in the production of machines for the food and retail industries, which is your guarantee of a reliable and solutions oriented partner, focusing on a high quality and wide product range and customised solutions when necessary.

The design and function of the machines are based on our philosophy to offer the end user additional, efficient features and optimum ergonomic solutions in a minimum of space.



Basic **JEROS**



Model 8105



Model 9110



Model 9115



*Basic*  
**JEROS Basic**

The small series with high capacity for small and medium sized companies with limited space and high demands. The machine has two rotating wash arms and rinse arms for correct distribution of water for optimum washing and rinsing.

The machine is widely used in the retail industry, including fast food restaurants or as a central part of industries requiring optimum logistics and efficiency.

*The JEROS Basic has two rotating wash arms and rinse arms placed in the lid and in the base of the machine.*



*Many known fast food restaurants and supermarket chains use JEROS Basic washers thanks to their high wash throughputs and small footprint size.*



**JEROS**

9110/9115



*In General*  
**Energy saving up to 25%**



Series 9100 are as standard equipped with "in-version" as standard. This means that all the machines have water saving rinse nozzles and that both the wash and rinse tanks are isolated, as also the lid is with double wall and isolated. The machines therefore require less operating power, resulting in energy and water savings of up to 25% for all the models.

*Small with high performance*

Specifications	8105	9110	9115
Washing area dimensions H x W x D mm	600 x 540 x 635	590 x 690 x 635	590 x 810 x 635
Machine dimension H1 x H2 x W x D mm	2100 x 1631 x 1085 x 855	2100 x 1631 x 840 x 855	2100 x 1631 x 960 x 855
Water consumption per wash, litres	5	4	4
Euronorm crates per wash 400 x 600 mm	1	1	2
Plates per wash 600 x 400 / 600 x 800 mm	12 / -	15 / -	30 / 15



## Compact **JEROS**

High-performance  
& compact machine



Model 9117



Model 9117



## Compact **JEROS Compact**

This series has a unique washing system. A moving wash frame with washing nozzles on the frame, all the way round, enables efficient washing from all four sides.

While the machine is washing, the wash frame moves forwards and backwards in the cabinet. This breaks the surface of the water drop to improve the washing effect even more, and the items are washed from all sides.

JEROS Compact has two different wash levels available at the press of a button, enabling it to wash at both 0,9 bar and 1,2 bar, depending on the level of soilage on the items to be washed.

JEROS Compact is used primarily by medium-sized companies requiring a high-pressure machine such as butchers, dairies and special industries.



Only JEROS machines offer a system with a moving wash frame. A unique system ensuring superior washing results.

# JEROS

9117



### In General Automatic dosing of soap

All JEROS machines feature automatic sensor-controlled dosing of soap when washing, and sanitizing fluid when rinsing. For each washing process, the sensor measures the washing quality and automatically takes the necessary volume when needed. This ensures a uniform amount of soap concentration is used, thus reducing costs significantly and protecting the environment.

### Compact & powerful

Specifications	9117
Washing area dimensions H x W x D mm	645 x 830 x 635
Machine dimension H1 x H2 x W x D mm	2100 x 1631 x 1085 x 855
Water consumption per wash, litres	8
Euronorm crates per wash 400 x 600 mm	2
Plates per wash 600 x 400 / 600 x 800 mm	30 / 15





Xtended **JEROS**

Powerful, high-volume machine



Model 9120



Model 9130



Xtended **JEROS**

The machine with the extended washing area is a flexible solution for run through machines.

This machine also has a moving frame wash system for optimal washing from all four sides, covering the large washing area.

The machine is the perfect partner for industries washing utensils as well as many different sized crates.

In professional kitchens, it can be used as a two-basket machine and can also be equipped with automatic lid opening if required.



**JEROS**

9120 / 9130

### *In General* **Self-cleaning system**

All JEROS machines feature an integrated cleaning programme. When a special button on the control panel is pressed, the wash pump activates and automatic draining of the machine starts, whilst at the same time the wash nozzles clean inside the machine. Finally, the machine is automatically disinfected with 85°C hot water and emptied of all dirty water, ready for automatic filling the next day.

### *Strong and efficient*

Specifications	9120	9130
Washing area dimensions H x W x D mm	645 x 1010 x 635	645 x 1290 x 735
Machine dimension H1 x H2 x W x D mm	2100 x 1631 x 1280 x 855	2100 x 1631 x 1555 x 955
Water consumption per wash, litres	10	12
Euronorm crates per wash 400 x 600 mm	2	3
Plates per wash 600 x 400 / 600 x 800 mm	30 / 15	45 / 15





The largest,  
most powerful



Model 8150



Model 8160




The largest machines for the highest requirements. The huge capacities of the machines match the industries' demand for logistics as well as time-saving hygienic solutions.

Model 8150 automatically opens the lid after each washing process.



Model 8160 is available with a PVC roller curtain for low roof height installation such as on a gantry etc.

JEROS has developed a special system for industries using weigh head hoppers as a supplement to the ordinary washing programme.



8150 / 8160

*In General*  
**Drain pump**

The integrated drain pump removes all the water from the machine, including the pipe system and drain, to eliminate the risk of bacteria and odours.

In addition, water is removed from the top and bottom of the water level in each washing process; this technique ensures cleaner wash water, thus reducing the consumption of water.

*Large and efficient*

Specifications	8150	8160
Washing area dimensions H x W x D mm	870 x 1340 x 800	870 x 1340 x 1000
Machine dimension H1 x H2 x W x D mm	2600 x 1931 x 1720 x 1025	1961 x 1961 x 1590 x 1115
Water consumption per wash, litres	16	16
Euronorm crates per wash 400 x 600 mm	6	8
Plates per wash 600 x 400 / 600 x 800 mm	60 / 38	64 / 42

## In General Technical Data

Capacity Model	8105	9110	9115	9117	9120	9130	8150	8160
Euronorm crates 400 x 600 mm	1	1	2	2	2	3	6	8
Plates 600 x 400 mm	12	15	30	30	30	45	60	64
Plates 600 x 460 mm	12	15	15	15	30	30	38	42
Plates 600 x 800 mm	-	-	15	15	15	15	38	42
Gastronorm tray 500 x 500 mm	1	1	1	1	2	2	2	4
40 L Bowl H 457 x Ø 514 mm	1	1	1	1	1	2	2	3
60 L Bowl H 511xØ 575 mm	-	1	1	1	1	2	2	2
80 L Bowl H 515 x Ø 645 mm	-	-	-	1	1	2	2	2
100 L Bowl H 558 x Ø 685 mm	-	-	-	-	-	-	1	1
<b>Wash Area</b>								
Width	540	690	810	830	1010	1290	1340	1340
Height	600	590	590	645	645	645	870	870
Depth	635	635	635	635	635	735	800	1000
<b>Options</b>								
A = Automatic soap dosage	✓	✓	✓	✓	✓	✓	✓	✓
B = Integrated mixing taps	-	✓	✓	✓	✓	✓	✓	-
C = Rinse pump	incl.	incl.	incl.	incl.	incl.	incl.	incl.	incl.
D = Flus hose	-	✓	✓	✓	✓	✓	✓	✓
I = Insulated lid/tanks	-	incl.	incl.	incl.	incl.	incl.	-	-
<b>General Data</b>								
Wash tank	34	51	51	64	86	128	165	165
Rinse tank	14,5	11	11	25	25	30	41	41
Water consumption per wash	5	4	4	8	10	12	16	16
Wash pump capacity	500	600	950	600	2 x 600	600+950	2 x 950	2 x 950
Wash pressure	0,9	1,2	1,4	0,9 - 1,2	0,9 - 1,2	0,8 - 1,3	0,8 - 1,4	0,8 - 1,4
Connection kW	8,5	6,5	6,5	12	13,5	16,5	18,5	18,5
Current rating Amp	16	16	16	25	32	32	32	32
Voltage standard	3N-50Hz-400V+PE	3N-50Hz-400V+PE	3N-50Hz-400V+PE	3N-50Hz-400V+PE	3N-50Hz-400V+PE	3N-50Hz-400V+PE	3N-50Hz-400V+PE	3N-50Hz-400V+PE



### Recommended Accessories

*In case of hard water, a softener system should be connected to improve washing results, minimise the use of soap and sanitizer, and which will also increase the service lives of the machine and nozzles significantly.*

### Highlights 9100-Series

Hygienic machine design  
Self-cleaning  
Energy saving, up to 25%  
Environment friendly „ECO Wash“  
PULS Wash as Option 9110/9115  
Higher/Larger wash volumen as option  
New userfriendly control panel  
Auto-Off Function

JEROS Distributor:



**JEROS A/S**

Nyborgvej 8  
DK-5750 Ringe

Tel: +45 6362 3913  
Fax: +45 6262 3301

www.jeros.com  
jeros@jeros.com





# JEROS 8100 Dish Washer

*Smarter Thinking - Smarter Solutions*



## **There is always space for the new JEROS!**

The robust JEROS-8100 will fit into the smallest of spaces, and in spite of its size it has a superb wash performance!







- ✓ Extended loading area
- ✓ With a width of 60 cm the machine will surely fit the existing table
- ✓ With fingertouch micro controller
- ✓ With automatic start
- ✓ With automatic opening of lid
- ✓ Integrated self-cleaning system with 85° degrees C hot water
- ✓ With automatic soap dosage
- ✓ Integrated pumped rinse system
- ✓ Electrical outputs to switch extractor
- ✓ As option with insulated lid





# There are a variety of reasons to choose a JEROS Dish Washer!



-  The strong stainless steel construction, unique design, combined with more than 40 years of expertise, guarantees a very high reliability.
-  Lid construction: The special automatic opening function insures an optimum integration of the machine in the daily work, furthermore it allows ergonomically correct loading of the machine.
-  The 85° degrees C hot end rinse with a pressure pump ensures that the maximum hygiene is achieved without the use of Chemical Sanitant, Another Advantage is that the rinse is pumped and does not rely on mains water pressure.
-  A sensor operated detergent dosing system, minimum use of soap, heating elements with low energy consumption, small wash tank, and uniquely low use of water, ensures an optimum wash result and thereby also an environmentally safe wash.
-  3 pre-set wash cycles of 1 / 2 / 4 Minutes.
-  Meets HACCP and CE-requirements.

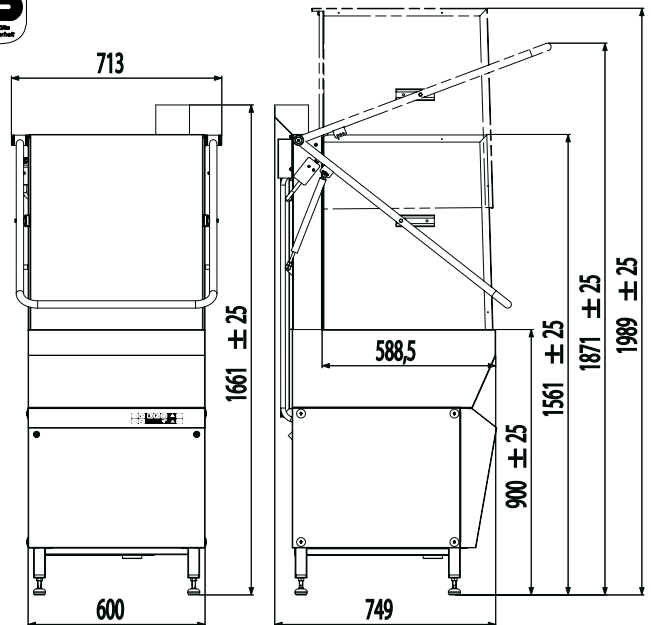


## Technical data

Drain dimension	Ø mm
Voltage	Volt+E/Hz
Connecting power (standart)	kW
Water connection	R"
Wash time	Min.
Wash area	H x B x T
Wash tank volume	Litre
Rinse time	apprx. sec.
Rinse tank volume	apprx. litre
Rinse water temperature	apprx. °C
Water consumption per wash/rinse	apprx. litre

8100

40
400 / PE / 50
8,5
1/2
1 / 2 / 4
405x500x500
40
20
13
85
3,5



JEROS distributor:



JEROS A/S

Nyborgvej 8  
DK-5750 Ringe

Tel: 0045 63 62 39 13  
Fax: 0045 62 62 33 01

jeros@jeros.co  
www.jeros.co



# JEROS 950-960

*Undercounter dishwasher*

*Smarter Thinking - Smarter Solutions*



## Small in size - Big capacity

Practical and powerful undercounter dishwasher designed to provide the best cleaning power into a compact space. Perfect for food shops, coffee shops, restaurants and care facilities etc.

The attractive design makes integration of the machine simple and attractive in every store design and is at the same time extremely quiet.

Characterised by a high-tech washing system, the dishwasher boast reduce consumptions, quality results and hygiene guaranteed, combined with a distinctive design.



Double skin construction in AISI 304 stainless steel with insulation. Moulded tank with rounded corners. Balanced and insulated door with gasket. 2 rotating wash arms with 8 nozzles each and 2 rinse arms with 7 nozzles each, which is made of stainless steel, ensures optimum washing results.

A temperature block ensures the hygienic safety.



## Several Advantages:








- ✓ 60/40/24 baskets per hour.
- ✓ Wash area Model 950: H 415 x W 500 x D 500  
Wash area Model 960: H 415 x W 500 x D 600
- ✓ 4 wash programs.
- ✓ Integrated self cleaning program.
- ✓ Automatic soap dosage.
- ✓ With integrated water softener.
- ✓ Reduce the overall running cost of energy, water and detergent consumption.





# There is a variety of reasons to choose a JEROS Dish Washer!

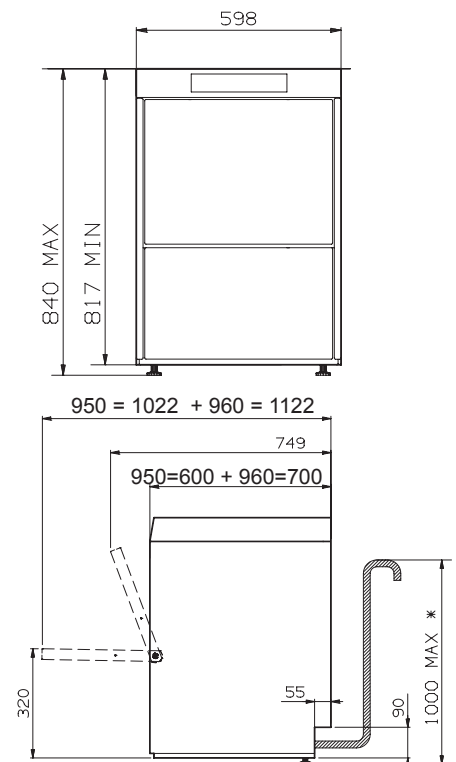


-  The robust stainless steel construction, established design, combined with more than 50 years of expertise, guarantees very high reliability.
-  The 85°C hot end rinse ensures that maximum hygiene is achieved.
-  Standard: Adjustable wash time with 4 pre-set wash cycles programs of: 1:30 / 2:30 / 3:00 minutes + 1 adjustable wash time.
-  Self cleaning program that drains the wash tank and refills it with clean water ready for next day production.
-  User-friendly control panel.
-  With built-in water softener for hard water and automatic soap dosage.
-  Inclusive: 1 plate basket 1 universal basket and 1 cutlery basket.

No matter who: Baker, Confectioner, Supermarket, Butcher, Restaurant, Food Industry, or, or, or..... JEROS offers a suitable washer for all requirements!.

Meets HACCP and CE-requirements.

Technical data		950	960
Wash area	HxWxD	415x500x500	415x500x600
Automatic soap dosage		Incl	Incl
Built-in water softener		Incl	Incl
Heat recovery		Option	Option
Wash programs	Number	4	4
Wash tank volume	Litre	11	11
Wash water temperature	approx. °C	55	55
Rinse tank volume	Litre	6	6
Rinse time	approx. sec.	20	20
Rinse water temperature	approx. °C	85	85
Water consumption per wash/rinse	Litre	2,8	2,8
Wash pressure	Bar	1,6	1,6
Voltage standard	Volt+E/Hz	400 / PE / 50	400 / PE / 50
Connecting power (standard)	kW	6,8	6,8
Dimension	HxWxD	820x600x600	820x600x700



**JEROS A/S**  
 Nyborgvej 8  
 DK-5750 Ringe

Tel: +45 6362 3913 [www.jeros.com](http://www.jeros.com)  
 Fax: +45 6262 3301 [jeros@jeros.com](mailto:jeros@jeros.com)

